



Annual Report & Financial Statements 2024/25

1st April 2024 - 31st March 2025

Learning Disability Network London Ltd.
Registered Charity No 801081
Registered Company No 2325273



Contents

| | |
|---|-----------|
| A letter from our Chair | 4 |
| Our Trustees' Report | 6 |
| Our Purpose and Values | 8 |
| What we do | 9 |
| Why we Fundraise | 10 |
| Our Social Value Impact | 11 |
| Looking Ahead | 26 |
| Our Strategic Plan | 26 |
| Our Ambitions | 28 |
| Our Plans for Next Year | 29 |
| Our Finances | 31 |
| Our Governance and Management | 33 |
| Statement of Trustees' Responsibilities | 35 |
| Independent Auditor's Report | 36 |
| Financial Statements | 42 |
| Statement of Financial Activities | 44 |
| Group and Charity Balance Sheets | 45 |
| Consolidated Cash Flow Statement | 46 |
| Statement of Accounting Policies | 47 |
| Notes to the Financial Statements | 49 |

A letter from our Chair



I am pleased to introduce the annual report and accounts for Learning Disability Network London (LDN) for the year ending 31 March 2025.

One of the highlights of my year as Chair of the Board is the point of reflection writing this introduction affords me. We support learning disabled and autistic adults, children and their families across the capital, helping them to live healthy and safe lives whether they are living independently or share their home with other people.

We provide services to local authorities for supported living, domiciliary, outreach and respite care. But we also fundraise for those who receive little, or no, government or local authority support. The money we raise helps us to provide community and family services and we're proud of the social value we deliver. On pages 11 to 24 you can read more about our social impact and our commitment to the communities in which we work.

LDN London was founded in 1962 in Marylebone, London, by six women, who wanted a better life for their children and others with learning disabilities. As those children grew, so did our services and we now support adults,

children and their families across six London boroughs.

Recognising the importance of early intervention, we maintain a core focus on Early Years Help. When a child has special educational needs and disabilities (SEND), life can be difficult for families, as well as the child. Families face uncertainty, stress and financial burdens, which can lead to exhaustion and mental health issues. There are long waiting times for children and young people to receive a diagnosis, due to the over-stretched SEND system. Our free service supports families from the outset. We help families access entitled funds, improve wellbeing, build support networks, and develop communication with their children, leading to better outcomes for the whole family.

This year we have also merged with our sister charity, Kids Can Achieve, having supported it for a number of years. This merger gives KCA financial stability and ensures we can continue to support children and young adults with learning disabilities in Harrow, whilst bringing KCA's wealth of knowledge and skill into our expanding Family Service provision.

Looking back over the year, I'm filled with pride at what we've accomplished, particularly given

the difficult external environment we, and many of our peers in the social care sector, continue to face. These include:

- ✿ a downturn in individual giving amid economic uncertainty;
- ✿ increased pressure on grants and trusts, as funders respond to rising demand and revisit their ethical practices; and
- ✿ additional financial strain due to increases in Employers National Insurance contributions.

In response, we've been proactive and ambitious. We've strengthened our offer to corporate partners, helping them meet their Environmental, Social and Governance (ESG) goals through meaningful partnership opportunities which deliver significant social impact. We launched our first monthly lottery, offering a fun way for families, supporters, and staff to engage—and were thrilled to award our first top prize to one of our incredible support workers.

We also held our first Dragon Boat Race - an adrenaline-fuelled, team-building challenge that raised essential funds while bringing our supporters together in true LDN London spirit. We're already looking forward to next year's rematch!





We remain deeply grateful to everyone who makes our work possible


















Our Community Hub has continued to provide much needed assistance to the adults we support as well as reducing the social isolation that unfortunately is all too common. Over the last year, we have opened a second Community Hub in Victoria Library, increasing our accessibility and reach. We've also launched our new Autism service for our community, to ensure that autistic adults in Westminster have a safe space that they have created and enjoy attending.

The unemployment rates amongst those with a learning disability are truly shocking with only 6% of such adults in a job. This is something we are determined to tackle, with a range of initiatives that are covered elsewhere in this report. These include the launch of LDN Eats, our catering initiative in which we recruit and train people with learning disabilities, offering hands-on experience, and the chance to earn qualifications in hospitality.












We remain deeply grateful to everyone who makes our work possible:





















People

-  Kwaku Asiedu
-  John and Hilary Bach
-  Charlie Bevan
-  Jayne Bown

-  Michelle Cater
-  Ben Clay
-  Anthony Daniels
-  Rabii El-Husseini
-  Clifford Gundle
-  Alex Harris
-  Simon King
-  Ainah Leval
-  Roger Llewellyn in memory of Prue Llewellyn
-  João Nobre
-  Sally Perry
-  Robert Precious
-  Martin Prozesky
-  Yasmine Rayner
-  Hilda Shah
-  Sarah Shirley
-  Louise Steer

Organisations

-  4C Group
-  Barrett Homes
-  Bellecapital
-  Bellway Homes
-  Chapel of Life
-  City Bridge Foundation
-  Co-op Community Fund
-  Equans
-  Frustrated Communications
-  HFMC Wealth
-  HSBC

-  John Lyon's Charity
-  Maida Vale School
-  National Lottery Awards For All
-  NKD
-  Paddington Partnership
-  Pallas
-  Pinner Green Social Club
-  Pinner Parish Church PwC
-  Privilege Consulting
-  RBC Brewin Dolphin
-  SCG Together
-  Serco
-  Skipton Building Society
-  Talan
-  Tesco Harrow
-  Waitrose South Harrow
-  Warner Brothers Discovery
-  Wates
-  Weightmans
-  Westminster Council

Your generosity and support of our work enable us to keep working towards a world where an ordinary life is not an extraordinary thing.

Despite the challenging climate, I feel honoured to reflect on our 62nd year and all we have achieved.

Lynne Peacock
Chair of the Board

Our Trustees' Report

(incorporating the strategic report)

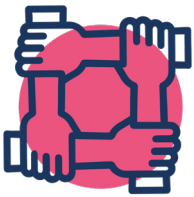
| | |
|---|----------|
| Our Trustees' Report | 6 |
| Our Purpose and Values | 8 |
| What we do | 9 |
| Why we Fundraise | 10 |
| Our Social Value Impact | 11 |
| Looking Ahead | 26 |
| Our Strategic Plan | 26 |
| Our Ambitions | 28 |
| Our Plans for Next Year | 29 |
| Our Finances | 31 |
| Our Governance and Management | 33 |
| Statement of Trustees' Responsibilities | 35 |



Our Purpose and Values

We work to ensure that people with learning disabilities are safe and healthy and live good lives; that they are valued as equal citizens, can make full use of their community and are able to make decisions about their lives at every opportunity, no matter the level of their disability.

Our values run through everything we do and help us to fulfil our purpose. Our services are delivered on the principles that the people we support:



Are Included as a *valued part of the community.*



Can make *Choices* and *Decisions* about *their lives.*



Are treated with *Dignity* and *Respect* as *valued individuals.*



Can Achieve their *dreams* and *aspirations.*



What we do

Our objective is set out in our Articles of Association: to relieve the charitable needs of people with a learning disability and their families and carers and to promote equality and diversity.

Learning Disability Network London Ltd (LDN London) is a registered charity which has been providing facilities and support for people with a range of learning disabilities and their families in London since 1962.

We have developed a wide range of services to meet this objective, including registered care, supported living, domiciliary care, community support, short breaks and children and family support services.

There are no restrictions to access the services we offer, although our work is for people with learning disabilities and their families within the Greater London and nearby areas. We currently operate in 6 London boroughs and have significant experience in supporting people with disabilities, including people with complex needs and profound and multiple disabilities.

We place special emphasis on promoting family relationships as this is crucial to delivering successful services. We also provide family support and other services for children.

We are committed to creating lasting social value by providing essential services for people with learning disabilities in London, and understand that true social value extends beyond our services to encompass broader benefits for the local and wider community. We are committed to positive change, enriching lives, strengthening communities, and safeguarding the environment for current and future generations.

We consult with a wide range of people about what we should be doing to develop our services. We talk and listen to people with learning disabilities, their carers and family members, as well as local authorities and other partners. This ensures our services make a difference to people's lives and are what adults and children with learning disabilities want and need.



Our aims and objectives are set out in six strategic pillars which form the foundation of our business planning process. These are continually monitored and reevaluated through our management and committee structure and various consultation groups and events.

But our aims and objectives cannot be achieved without resources and so we are committed to improving our financial performance and recruiting and retaining high quality and well supported staff.

Why we Fundraise

We fundraise to tackle social isolation, the vulnerability of loneliness, the impact of poverty, exclusion from the workplace, homelessness, exposure to hate crimes and poor health outcomes for people with learning disabilities.



For a person with a learning disability, feelings of being disconnected from the world, lacking human contact and living with a sense of isolation can be experienced every day, every year, for a lifetime.

We fundraise to provide support and opportunities, which enable us to listen and respond through projects to tackle the inequalities people with learning disabilities face. We want to give these people the opportunities most people who do not have a learning disability take for granted: to have a home, a job, access to quality healthcare, chances to socialise and have good relationships.

The list is endless, but our ability to help is limited by the funding we receive.

As a charity we raise voluntary funds to deliver beyond local authority provision. This enhances the lives of those we support and those who receive little or no funding or support through our contracted services. This is why our fundraised activities are focused on our Family Services and our Community Engagement, which are aimed at closing the gap in provision.

In our 62 years we have learnt that investing funds in additional support, beyond what local authorities are required to provide, works. We have been fortunate to receive a return on our investments which we have

put straight back into community engagement and family programmes.

We have seen first-hand the success of this work, and particularly the direct impact on the lives of London's learning-disabled population. We want and need to do more to reach the many people with learning disabilities who do not get or cannot find support – some of the capital's most vulnerable people.

This year we have fundraised for our Community Hubs, new minibuses, our Kids Can Achieve service and the development of our catering project LDN Eats. You can read about their impact on pages 11 to 24.

LDN London has a small team, which organises fundraising events and employs a manager. This team oversees grant and trust applications as well as corporate support and funding. We have a charter in which we commit to high standards when raising funds. This charter is published in full on our website.

All who are kind enough to support us can be assured that we do not use intrusive fundraising practices or third parties to fundraise on our behalf, and we value every penny provided to us to fulfil our ambitions for learning-disabled Londoners. No complaints have been received in respect of our fundraising.

Our Social Value Impact

Our social impact is at the heart of everything we do. Whether through our services for local authorities, such as supported housing, adult and children's short breaks, or through the charitable activities we fund ourselves, our mission remains consistent: to improve the lives of people with learning disabilities and their families across London.

We define social value as the wider benefit created through our work, socially, economically, and environmentally. This includes both for the people we support and the communities in which we operate. As a local charity and trusted service provider, we invest in the long-term resilience and wellbeing of the people we support and places we are part of.

We have a local first approach to social impact which is shaped by our enduring commitment, community engagement, and sustainable partnerships.

We deliver positive, measurable outcomes which benefit both the individuals we support and the wider community. We believe meaningful change happens when we listen locally, act ethically, and remain fully committed to social justice and inclusion.

The following section details some of the Social Value Impact we have made during the year.



Community Engagement Hubs



We set up our Community Engagement Hubs to support people with learning disabilities to overcome social isolation and develop their independence and confidence. We support people to overcome the inequalities they face, make friends and thrive in their local community.

Our free-to-access Hubs, based at Harrow Road, and Victoria Library in Westminster, along with pop-up events in Camden and Islington, offer inclusive spaces for people with learning disabilities. These activities provide valuable opportunities to learn life skills, build relationships, socialise, and connect with local services, supporting greater inclusion and active participation in their communities.

We offer the service to learning disabled and autistic people who get little or no support from other agencies. We also raise awareness and educate the wider community about learning disabilities and autism, which strengthens local connections and encourages people and organisations to be more inclusive.

We run workshops and advice sessions at the Hubs on topics that are important for people's health, wellbeing, and independence. We cover subjects including how to be healthier, budgeting, personal

safety, employability, digital skills, mental health awareness, sexual health and relationships, sports, voting, sustainability, as well as the occasional party and fundraising event. We also work with local organisations who run some sessions for us.

The Hubs are funded by donations, small grants and investment income. In 2024/25 we secured a grant from Westminster City Council which enabled a significant expansion in the activities provided. This saw a new Hub open in Victoria and an expanded service for autistic people. Our ambition is to open more community hubs in the areas in which we operate if we can raise the funds to operate them on a sustainable basis.

During the year **125 individuals accessed the Hubs with 254 sessions / workshops taking place (80 individuals with 151 sessions / workshops in 2024).**

Lisa's experience

Lisa, who has a learning disability, has often found accessing work disheartening, as employers have not made the adjustments she needed. Recently one of our Hubs partnered with BecauzeCIC to run a four-day barista training workshop. The training is tailored to fit autistic people and people with learning disabilities and prepare them to work as a barista.

Lisa enjoyed the training and loved being part of the supportive environment. Her confidence has grown since then - she has taken part in more Hub sessions and even volunteered to be a mentor and guide for future trainees.



Paige's experience

Paige attended 'The Link', our six-week peer mentoring programme for autistic adults at our Community Engagement Hub in Westminster.

Some days I feel like I have a mountain of rocks on top of me. That stops me from going about my day-to-day activities. I feel like there are some rocks on me today and I didn't feel too well. I thought I wasn't going to come in for the session, but I reminded myself how much I enjoy the sessions and feeling heard - I am very glad that I made it.

I love coming to the sessions because other people have autism as well and it doesn't make me feel different. It's lovely to come to here because things like doodling and stimming is encouraged rather than discouraged, which makes it feel like a safe space.



Family Service



Our Family Service helps and empowers families and carers with one-to one advice, skills workshops, therapies and counselling.

By helping parents and carers, we help the whole family and through meeting other parents, they build stronger support networks

The Service aims to develop confidence, resilience, and tools for parents, carers and families of adults with a learning disability, and children with special educational needs and disabilities (SEND). They support families of all ages, from new parents navigating their child's health condition, to older carers

The Service provides emotional, wellbeing, financial and practical support, coaching, counselling, therapy, workshops, activities and training as well as advice, information and support regarding education, welfare benefits, landlord disputes, health issues and risks, referrals, Education, Health and Care Plans and signposting to foodbanks and volunteer programmes.

These Services are funded entirely from grants, donations and our investment income, and includes grants from the City Bridge Trust, John Lyon's Charity and the local Clinical Commissioning Group (CCG) for our Kids Can Achieve (KCA) service in Harrow. These life enhancing services are not otherwise available to those who need them.

During the year, the **number of families receiving support from our Family Services was 440** (2024: 333). This included **208 families supported by our LDN London service** (2024: 160) and **232 families supported by our KCA service** (2024: 173).

As part of these services in 2024/25, **317 families received one-to-one support** (2024: 299), **59 families received parent coaching and portage** (2024: 50), **128 families attended group and early bird workshop** (2024: 138), and **36 families attended counselling and creative therapy sessions** (2023/24 = 36).

Jena's experience

Jena is the mother of an autistic child.

I went to workshops to understand the mental health of autistic people. I learned about helping myself too. They gave me a lot of ideas, including how to be patient and not to get stressed. I learned how to support my daughter when she's stressed, giving her space, time and understanding her health.

I find it hard to write letters and struggle with my spelling. LDN London helped me write to the Council and to fill in forms. Now, I believe someone will help me. I know where to turn to for advice. More people should know about LDN. I tell others in the community, 'These are the people to help you.'



Helen's experience

When Helen's disability benefit applications for her children were rejected, our Family Service stepped in. With our support, she successfully secured a higher rate of Disability Living Allowance. This eased the money pressure she'd been facing. Our Family Service continued to be there for her when she wanted support. They helped her make an application for Education Health and Care Plans for her daughters who have SEND. Then when her family received an eviction notice, our team applied for social housing. The team continue to support her and have made a positive difference to Helen's family's stability and wellbeing.

Ada's experience

Ada is the mother of a child who used our counselling service.

I want to express my deepest gratitude for your care and support of my daughter. I have noticed a significant change in her attitude. She is now speaking with more confidence; her fear and hesitation is fading. She is finally getting better at expressing her concerns about college and she is sleeping and eating better. I truly appreciate your kindness and support in helping her feel safe and understood.

Kids can Achieve (KCA)



Raif's experience

Raif is a young person who receives 1:1 support at KCA

KCA is a big part of my life. It provides me with a place to do fun activities and take my mind off other things – it is somewhere to be myself.

KCA provides services in Harrow, which are a safe space where children can play, develop, and join in their community. The services are for children and young adults with special needs and disabilities which offer the same opportunities that all children should enjoy. We work to ensure the children, and their families are safe, happy, and healthy.

We offer a wide range of services including one to one and community-based activities, after school and weekend clubs, school holiday schemes and family support and therapy.

Many children and young people we support face inequality, being excluded and are struggling to fit in. We help everyone to be fully included and valued at KCA. We are the only charity in the local area supporting children with complex disabilities.

LDN London completed a merger with KCA during 2024 following many years of a close partnership with the day-to-day management of KCA previously commissioned to and carried out by LDN London via a sole membership arrangement.

In 2024/25 KCA provided support to 132 children (2024: 134).

KCA operates a year-round Outreach Community Support Service delivering tailor-made packages of support in the local community and schools during the day, after school, in the evenings and at weekends. Each package varies depending on the needs of the child or young person, with **7,853 hours of support provided to 53 children during the year** (2024: 8,521 / 53 children). KCA also operates holiday schemes over 11 weeks of the year during Easter, summer, Christmas and half term periods. **1,417 days of holiday scheme were provided to 88 children during the year** (2024: 1,454 days / 94 children).

There is an After School Club and weekend club operating during term time for 38 weeks of the year. The main After School Club takes place 5 days per week, Monday to Friday, and the Saturday Stay and Play Group takes place at weekends. **2,863 After School Club sessions were provided to 70 children during the year** (2024: 2,857 sessions / 65 children).

Isobel's experience

Isobel, 15, is autistic and has ADHD. When she first came to KCA, she struggled with anger, refused to come in and lashed out at others. Over time, with consistent support, understanding and good humour from staff members, Isobel has begun to trust our team and feel more comfortable.

She has felt more confident, calm, and connected. She is now happier when she gets to KCA. She finds familiar faces and shows her kindness to others. KCA has helped Isobel feel accepted for who she is, creating a space where she can relax, have fun, and be herself.



Kate's experience

Kate is a parent of a child that uses KCA

It's so important for children to have experiences outside of the home. P loves everyone at KCA and building relationships with other people is good for his independence and confidence. It's like another family: safe and secure.

Angela's experience

Angela is a parent of a child that uses KCA

KCA offers great support. It's great for Jeremy to come to engage with other children his age and to go out during the holidays and do fun activities. It also enables me to spend some one-to-one time with my daughter. It is great for us as a family, and I don't know what we would have done without it to be honest.

Keep it Local

We champion our local community in all our work: from local and sustainable procurement, to hiring local people and partnering with other organisations in our community for events, activities and workshops.


For over 60 years, we have focussed on the communities in which we work and know the importance of community engagement for improving the lives of people we support.

We aim to use our position as a local charity to change the economic, social, and environmental landscape around us for the better, whilst creating lasting positive change by investing in our community.


The impact we had in 2024/25 included:

| | |
|--|---|
|  <p>30 companies volunteered leading workshops, providing training and supporting events.</p> |  <p>100 members of the public attended our Spotlight On talk and panel discussion about: - What can success look like?</p> |
|  <p>10 local learning-disabled people were employed as Quality Checkers or at our Community Engagement Hub</p> |  <p>30 sessions at the Community Engagement Hub on the topic of employment</p> |

4C Group's experience

 *As an organisation with both ambition and focus, LDN has proven a stalwart community partner. We are proud to lend our support as they empower exceptional individuals.*

Metropolitan Police experience

 *Thank you all for your amazing support for the delivery of our new recruits' Familiarisation Week. Thank you for inspiring and motivating our new student officers as they take their first steps into the operational side of their learning.*



Maz's experience

A key focus for us is employment of people with learning disabilities and working with other businesses to ensure they offer opportunities for people we support. Maz achieved a big success, creating art that featured in an international marketing campaign by the shop Lush.

G *I did a ladybird painting at Art Box London, and it got selected at a shop called Lush. They put it on a box for Mother's Day. Now it's in all the Lush shops for Mother's Day. I actually was shocked that it was selected. I was like, 'wow', speechless. I never had that experience before, with my disabilities. I told my support team. I told my family and friends. They gave me positive feedback that they're proud of me.*

Quality Checkers

The Quality Checkers programme aims to improve our services, and make sure the voices of people with learning disabilities are at the heart of what we do. The Quality Checkers are a team of 8 people with learning disabilities who are trained in independently assessing the quality of the support we provide.

The Quality checkers are paid employees who, as people with learning disabilities, are experts because of their own lived experience. They visit our services, speak to the people who live there, tell us how well we are supporting them and give regular feedback to both our Quality Department and Board of Trustees. As part of the Quality Checkers team, individuals also learn new skills and develop confidence in their personal and professional lives.

After feedback from the Quality Checkers, the people we support now play a greater role in deciding whether staff members pass probation and we have also changed how staff training is provided at a service. The Quality Checkers have also inspired others, giving talks to our Board of Trustees and speeches at our Christmas celebration.



John's experience

John is a member of the Quality Checkers team.

GG *Good support means listening to people and respecting their views and opinions. We are all different and have different opinions on what we want. The Quality Checkers will find out if people are able to enjoy the things they want in life.*

Mary's experience

Mary is a member of the Quality Checkers team.

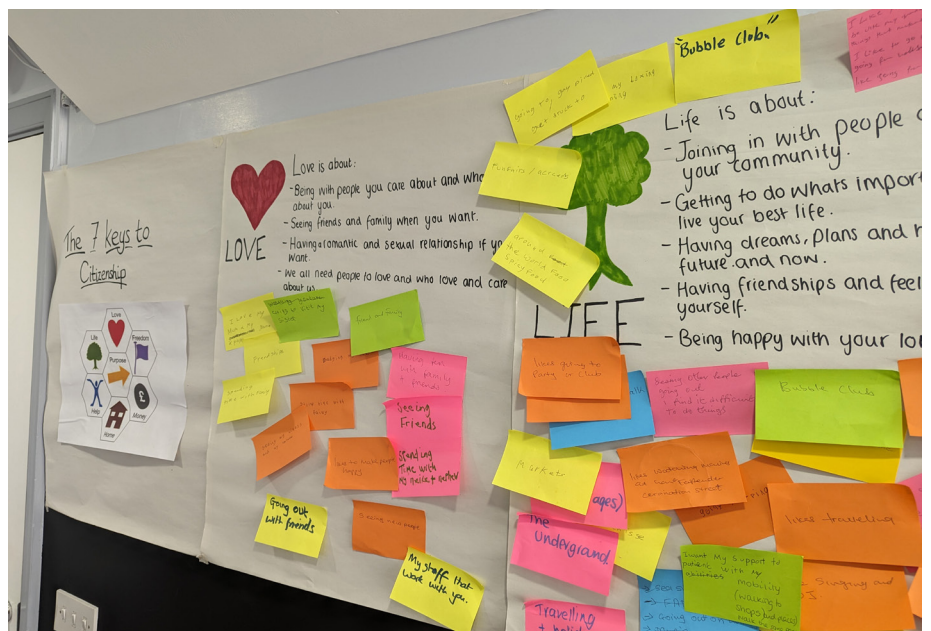
GG *Doing the training has helped with my confidence, I didn't think I would be able to speak in front of a group. I am going to push myself to get over my shyness. I'm proud to be a Quality Checker.*



Mo's experience

In February, Mo went on his first Quality Checker visit. Mo says he knows it might take time for people to feel comfortable with him. He met a new person who was very quiet during his visit. Mo said, "I was new, so he wasn't going to open up straight away. I will go back and speak to him again. I understand where people are coming from, that they don't know if they can trust someone new. I was like that at first."

Several people we support have said that they feel more comfortable giving feedback to the Quality Checkers.



LDN Eats (AKA Yhum Yhums)

We recruit, train and employ people with learning disabilities, offering hands-on experience, and the chance to earn qualifications in hospitality. The team prepare and serve food and drinks at events and are paid for their work.

Our mission is to help people with learning disabilities develop their skills, find meaningful employment and reach their potential. Although many people with learning disabilities would like a job, only 6% are in paid work. They simply do not get the opportunity.

In 2024/25 they **provided catering at 5 events** with major plans in place and funding secured to expand significantly in 2025/26.

Jacob's experience

When he joined our team Jacob found it difficult to be around lots of food and would overeat and feel sick. As part of LDN Eats he began to focus on other people's enjoyment of food, and the reward of the job. His experience of food changed. He enjoyed the recognition he got from the work he was doing and took pride in his contribution to the events.

(Some names have been anonymised)



Valmie's experience

One of our team, Valmie, has a learning disability and ADHD. When she started as part of the team, she needed her support worker to help her. With hands-on training and experience she is focused and can do her job independently without her support worker. Valmie is a vital member of LDN Eats.





Adult Housing, Short Breaks and Outreach



We operate 2 registered care homes in Westminster, with dedicated staff teams benefitting 9 adults with learning disabilities who need 24-hour support. The people who use our services are supported to ensure their individual needs, wants and wishes are met in a homely environment at the heart of their community.

We provide a range of secure tenancy supported housing accommodation services in Westminster, Camden, Islington, the Royal Borough of Kensington and Chelsea, and now our first service in Southwark. These include one-bedroom flats and shared living flats. The tailor-made support packages vary from 24-hour on-site support to the more traditional supported housing outreach model.

At year end, 11,453 weekly support hours were being provided to 203 people across all our adult housing services (11,180 hours to 199 people in 2024).

All supported housing and registered care tenants have an individual budget, each with a clearly identified level of support hours being provided and transparent associated costs.

Ensuring our adult housing services are fully utilised continues to be a priority. The average void / vacancy rate across our housing services reduced to 8% during 2024/25 (10% in 2023/24) with the year-end void rate reducing to 6% (8% in 2023/24). There have been a

total of 22 moves during the period (32 in 2023/24) in line with our housing strategy in responding flexibly to individual's housing wants and needs.

We provide a Short Breaks respite service across 2 sites in Westminster and Kensington and Chelsea. This service provides planned and emergency building-based **respite places benefitting up to 16 adults with learning disabilities at any one time.**

Our LDN4U outreach teams and other supported housing hubs have continued to provide tailor-made packages of floating support to people living in the community.


At year end, 889 weekly support hours were being provided to 57 people (824 hours for 54 people in 2024) with individual packages ranging from 3 hours per week basic tenancy support to more complex and inter-agency support packages. This includes support being provided in Westminster, Camden, Islington and Kensington and Chelsea.



Maya's experience

Maya has always enjoyed cooking, but it can be difficult because she has a learning disability and visual impairment.

With the help of new adaptive equipment and encouragement from her support team, her love for cooking has grown, and she has become more independent and confident in the kitchen. She now bakes a lot and can create more complex dishes, recently making a lasagne and homemade pizza from scratch.



Paul and Audie's experience

Paul and Audie went on an amazing summer holiday to Paris with support workers Chelina and Anita.

After careful planning, they took the Eurostar from London and spent five days exploring the city - visiting Disneyland Paris, the Olympics, the Louvre, the Jardin du Luxembourg, taking a boat tour, buying souvenirs and eating crêpes.

It was a dream trip. Paul liked Disneyland and riding the public transport and the trains. Audie said, **"I don't want to go back to London!"**

Looking Ahead: Our Strategic Plan

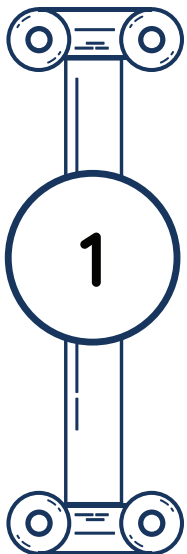
To achieve our ambitions, we have 6 strategic pillars which support our strategic plan.

These pillars are essential in guiding us toward our aspiration to be the best learning disability organisation in London. All our ambitions are underpinned by effective safeguarding as a core principle across all our activities.

Each pillar represents the themes that the people we support, their families, our staff, and our partners have told us are important to them.


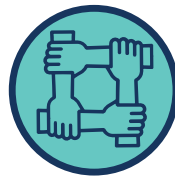
Our strategic pillars are:

Strong, Effective,
Resilient




To strengthen strategic partnerships, with effective and resilient services, systems and structures.

Community Engagement-
Ending Isolation



To raise funds for our Community Engagement Hubs and deliver on our charitable aims.


Values in Practice



To provide quality assurance and continuous improvement processes to ensure we practice our values in everything we do.




LDN People




To roll out innovative recruitment, retention, and recognition initiatives and implement a learning and development reset.

Health Literate, Health Confident, Health Aware



To provide an integrated Health and Social Care model of support across our accommodation services.

Good Homes, Good Lives



To provide good-quality housing that delivers 'good homes, good lives'.

Our Ambitions

We will continue to be a recognised leader in the provision of support for people with learning disabilities in London.

To reach our ambitions, we recognise the importance and value of meaningful and collaborative partnerships in each Borough we work in. Such partnerships influence and shape future services and ensure we provide value for money.

We will only expand our Network where we can make a difference to the quality of people's lives.

We want to continue to work with commissioners and other partners, including people with learning disabilities and their families to develop high quality models of service, which are sustainable in the future.

Our services will be robust and resilient with management and support structures which are efficient and provide value for money. We will transform our systems and processes to make best use of technology and embrace digital innovation.

We will maintain secure financial foundations to provide stability across all our activities. Changes in contractual arrangements will be effectively managed with flexible and dynamic central services.

In each of the London boroughs in which we work, we will continue to offer unparalleled, accessible support to those with learning disabilities regardless of their personal funding. Where statutory funding is not available, we will raise substantial voluntary funds to deliver on our ambition with the creation of our Community Engagement Hub initiatives.

Our Community Engagement Hubs help us collect and share information about outcomes for learning disabled people to ensure we make the greatest impact, and we can directly influence local and national policy decisions.

We recognise the value in recruiting and retaining



exceptional staff who are well supported and work for us because we invest in them, value them and make sure that they are equipped to do their jobs well. We continue to strive to be the employer people will choose to work for.

We will enhance the ways we ensure the quality of our services is consistently excellent in all aspects of support, and that we are caring, ambitious, and innovative.

We know our work improves the health and wellbeing of the people we support to ensure better outcomes for all.

We will continue to maximise our property assets to offer good quality accommodation with the right support, where tenants will have more choices about how they live.

We are committed to creating lasting social value. To achieve this, we:

- ☛ Optimise the well-being of the people we support and promote the sustainability of their communities.
- ☛ Think long-term and invest in long lasting outcomes.
- ☛ Work with partners to deliver social value outcomes.
- ☛ Exercise fair employment practices and contribute to socially inclusive communities.
- ☛ Deliver social value at no additional cost to commissioning authorities.
- ☛ Measure, evaluate, and report on the social value we deliver, aiming for a year-on-year increase in outcomes.

Our Plans for Next Year

We are excited to see the impact we have made this year. But we want and need to continue to do more in the coming years.

This will include:

- ☰ Delivering high-quality services commissioned by local authorities, while also raising charitable funds to support people who receive little or no support from their local authority.
- ☰ Creating strong relationships with local stakeholders and communities to co-create opportunities for employment, volunteering, and skills development, enhancing individual potential and strengthening local economic wellbeing.
- ☰ Embedding ethical procurement, local sourcing, and inclusive employment practices across our operations to support local economies, promote fairness, and reduce social and economic inequalities.
- ☰ Investing in environmental sustainability and reducing our organisational footprint, aligning our practices with long-term ecological responsibility.

The following initiatives and projects for 2025/26 form part of these plans:

Refocusing for greater reach

Following recent commissioning changes in Westminster and the Royal Borough of Kensington & Chelsea, LDN London is undertaking a planned realignment of services and central functions. Whilst this includes a reduced footprint in some areas, it also creates opportunities to refocus capacity, strengthen our core offer, and support growth in other boroughs. These changes will help ensure the organisation remains sustainable and well positioned to deliver on our long-term mission.



Islington SENDIASS

We will be running the Islington SENDIASS (Special Educational Needs and Disabilities Information Advice and Support Service). Through this service we will provide accessible information to young people with special educational needs and disabilities (SEND), and parents and carers. We will provide free, impartial and confidential advice and support in Islington.

We will make sure all family members have the information and support they need – to have confidence and participate in key decisions.

Employment for People with Learning Disabilities

We are expanding our successful Yhum Yhums catering team into a new, ambitious programme: LDN Eats. This initiative will offer people we support training in advanced kitchen skills and support them to find paid employment in the hospitality and catering sectors. LDN Eats will provide real work experience, confidence-building, and professional development, with the aim of opening pathways to meaningful, sustained careers.

As part of this next phase, we are recruiting a full-time chef who will lead cooking workshops, deliver accredited training, and help participants build high level culinary skills.

Looking forward, we aim to expand the Quality Checkers programme to provide quality assurance services to other organisations and influence standards across the sector.

Together, LDN Eats and Quality Checkers represent our commitment to creating diverse, inclusive, and impactful employment opportunities for people with learning disabilities.



Community Employment Programme

We have created and developed a Community Employment Programme. This is a nine-month pilot programme which aims to transform lives through meaningful employment in social care for local residents from disadvantaged and diverse backgrounds. The initiative will give people routes into work, from volunteering to paid roles, with work-readiness training, mentorship, and workshops.

A dedicated Community Employment Coordinator will partner with community groups, schools, and employment services. And a steering group will evaluate the strategy and review the project at 3 and 6 months. The programme will address skill shortages, enhance workforce retention, and promote social mobility by reducing employment barriers and fostering sustainable career opportunities.

New service in Hammersmith & Fulham

LDN London has been awarded the contract to deliver a new supported living service in Shepherds Bush, Hammersmith & Fulham.

Launching later this year, this specialist service will support adults with learning disabilities to live more independently in eight purpose-built flats within a new development. It represents a significant step forward in our vision to deliver high-quality, community-based support across London. This initiative is part of our broader strategy to expand our reach, enabling more people with learning disabilities to live well in their local communities.

With this contract award, Hammersmith & Fulham becomes the seventh London borough where we deliver services. This milestone reinforces our commitment to continued growth in the years ahead.

Our Finances

The annual accounts show an end of year group operating surplus of £257,898. One of the significant factors driving this operating surplus was an increase in support provided by our sessional workforce which supported a £82K / 5% reduction in agency costs.

After taking account of unrealised and realised losses of £98,383 on the investments, there is an overall group surplus of £159,5615. This group surplus includes £298,163 of investment income and bank interest.

Across all direct support services there has been a £1,738,106 (8.3%) increase in group income to £22,700,031 in 2024/25.

Due to changes to support packages across multiple services together with inflationary fee increase, Adult Housing and Respite Services have seen a £1,743,390 (9.4%) increase in income to £20,229,939 and Community Services have seen a £71,248 (5.1%) decrease in income to £1,334,993 in 2024/25

KCA has seen a £2,326 (0.4%) increase in income to £653,444 due to increases in activity levels.

Expenditure has fluctuated in line with changes to service delivery.

Reserves

The organisation holds three types of reserves. Unrestricted general (£538,734), designated (£10,043,513) and restricted (£284,097). At 31st March 2025, the total group reserves were £10,866,344.

Unrestricted general reserves are held to meet day to day operating costs and the risks associated with fluctuations in income, particularly through the loss of contractual arrangements. Currently our unrestricted general reserves are £538,734. It is the aim of the Trustees to increase this fund through improved financial performance to at least 6 months of indirect costs over the coming years which currently equates to approximately £2.0M.

Designated reserves comprise fixed assets and investment funds.

The designated fixed assets reserves are held to meet the future needs of our services. At 31st March 2025, LDN London's designated fixed assets reserves were £1,849,878. The Property Fund represents the net book value of the buildings owned by the charity,

the Other Fixed Assets Fund represents the net book value of motor vehicles, building improvements, fixtures and fittings and computers fully owned by LDN London, and the KCA Property Fund represents the net book value of the building improvements at Cedars Hall less the balance of the loan secured to carry out refurbishments undertaken some years ago.

The designated investment reserves are held to provide investment income. The majority of these reserves represent the realisation of a property asset originally donated by a supporter to further the organisation's charitable aims.

Income arising from these investments is applied by us to finance non-contract funded activities which would not otherwise take place, either because funding has ceased, or because funding is not available. These activities form part of our strategic aims. Given their importance, the Trustees have allocated the capital value of those investments as a designated fund. This fund is to be held for the longer term to help support similar worthy unfunded activities in the future. At 31st March 2025, our designated investment reserves were £8,193,636 which included the investment fund (£7,806,337) and the small grants fund (£387,299). It is the aim of the Trustees to increase the investment fund to provide an annual income of £300,000 which, based on a 3.5% return, equates to a fund with a capital value of approximately £8.6M.

The restricted reserves include the Alice Gestetner investment fund (£236,936) and other funds which have been raised to enable the delivery of non-statutory funded activities by LDN London. At 31st March 2025, our restricted reserves were £284,097. As these funds are restricted, they are not available for general purposes of the charity. Whilst the Trustees do not have a target for increasing the level of restricted funds, it is their aim to secure ongoing additional fundraised income (both restricted and unrestricted) to support the charity's activities and to spend these funds in a timely manner.

LDN London's reserves policy is informed by its:

- ☛ forecasts for levels of income in future years, taking into account the reliability of each source of income and the prospects for opening up new sources of income.
- ☛ forecasts for expenditure in future years based on planned activity.

- ☰ analysis of any future need, opportunities, contingencies or risks, the effect of which are not likely to be able to be met out of income if they arise.
- ☰ assessment, on best evidence reasonably available, of the likelihood of each of those needs arising and the potential consequences for the charity of not being able to meet them.

The level of reserves is monitored and reviewed by the Trustees on at least a quarterly basis.

Investments

LDN London's investment powers which are set out in the Articles of Association, give the charity the power 'to invest any money that LDN London does not immediately need in any investments, securities or properties; and to accumulate and set aside funds for special purposes or as reserves'.

LDN London's Investment Advisors are HFMC Wealth of 29 St John's Lane, London, EC1M 4NA.

At 31st March 2025, the market value of LDN London's investments was £8,430,572 compared with £8,528,955 in the previous year. There were net unrealised losses of £98,383 on the investment portfolio during the year. These monies are invested in 2 discretionary managed portfolio funds: with Cazenove Capital and Brewin Dolphin.

LDN London's investments comprised:

| | (£) |
|----------------|------------------|
| Equities | 5,174,203 |
| Fixed Interest | 2,174,597 |
| Deposits | 172,040 |
| Commodities | 257,067 |
| Other | 652,664 |
| TOTAL | 8,430,572 |

The portfolio is invested with an emphasis on a balance between income and capital growth. It is managed with a medium risk approach with a broad spread of equities that may include an element in cash and / or bonds. The dual aims over the medium to long term, is for the capital value of the invested funds to achieve a growth of CPI and for the generation of interest / dividend income at 3.5% per annum.

The income return over the year was:

| | |
|-------------------------------------|-------------|
| Cazenove Fund | 3.1% |
| Brewin Dolphin Main Fund | 3.5% |
| Brewin Dolphin Alice Gestetner Fund | 3.7% |
| Brewin Dolphin Small Grants Fund | 3.8% |
| TOTAL | 3.6% |

The medium-term growth in the capital value was:

| | Capital growth | CPI |
|-------------------|----------------|-----|
| Previous 5 years | 20% | 26% |
| Previous 10 years | 48% | 37% |



Our Governance and Management



Structure, Governance and Management

LDN London currently has 12 Trustees who constitute the Board ("the Board"), which is responsible for the administration, management and control of the affairs and property of the Charity. The Board usually meets five times a year including a strategy meeting.

The governing document is the Articles of Association of the company and members of the Board are the Directors of the company.

The Trustees confirm they have complied with the duty in section 17 of the Charities Act 2011 which requires them to have due regard to public benefit guidance published by the Charity Commission in determining the activities undertaken by the charity.

The Board has an appropriate range of committees to which are delegated the responsibility for overseeing and monitoring the detail of the key areas of activity within the organisation and reporting to the Board. The Trustees and committee members come from a wide range of related professional and personal backgrounds. Each committee has terms of reference which outline both purpose and process. The purposes of the board and committee structure are to set the strategy of the charity, monitor the activities and performance of the organisation, provide guidance where appropriate and to ensure the organisation is meeting its objectives and working within the law.

We consult with people with learning disabilities, their families and carers. These consultations are valuable and have a direct influence on our decision-making processes.

The management team is led by the Chief Executive (Gabby Machell) who reports to the Board of Trustees. We operate within a number of London boroughs and maintain an office in West London.

LDN London was the sole member of Kids Can Achieve Ltd (KCA), a charity recognised in England and Wales (Charity Number: 1096796), until 31st October 2024, when LDN London and KCA merged.

The Trustees are also members of LDN London. No Trustee received any remuneration during the year. All Trustees and Officers of LDN London are appointed in accordance with sections 11, 12 and 13 of the Articles of Association.

Trustee Indemnity Insurance forms part of the General Liability Insurance taken out by us. The authorisation to take out this type of insurance is included in the Articles of Association.

The Trustees who served during the year (all of whom are Directors) are as follows, membership of sub-committees is indicated in () brackets:

- ☼ Mr Adam Bharucha (Finance, Audit & Risk)
- ☼ Mr Jim Blair
- ☼ Ms Margaret Butler – resigned on 2nd October 2024
- ☼ Mr Martin Haarmans – Honorary Treasurer (Finance, Audit & Risk, Remuneration and Nomination)
- ☼ Mr Ian Jackson (Finance, Audit & Risk)
- ☼ Dr Simon Jarrett – resigned on 29th March 2025
- ☼ Mr David Luscombe (Operations & Safeguarding)
- ☼ Mr Jeff Mendzil (Finance, Audit & Risk and Fundraising)
- ☼ Mrs Lynne Peacock - Chair (Finance, Audit & Risk, Remuneration and Nomination)
- ☼ Mr Dharmaratnam Raguraj – appointed on 2nd December 2024
- ☼ Mr Keith Rodwell (Operations & Safeguarding)
- ☼ Ms Lindy Shufflebotham (Operations & Safeguarding)
- ☼ Mrs Emma Baird - (Fundraising)
- ☼ Mr Michael Webber - Vice Chair (Finance, Audit & Risk, Operations & Safeguarding, Remuneration and Nomination)

Trustee Recruitment, Induction and Training

New Trustees are recruited as vacancies arise from a wide range of backgrounds with professional, lived and relevant experiences.

On appointment, each Trustee receives the Articles of Association, Risk Register, Strategic Plan, Board Minutes, the most recent set of annual accounts and management accounts, the Charity Commission's "Charity Trustee Welcome Pack" (an introduction to trusteeship, outlining their roles and responsibilities, and providing guidance and links to further information), and relevant organisational policies and procedures. New Trustees meet with the Chair and Chief Executive and undertake an induction programme including service visits.

In addition to mandatory safeguarding training, Trustees access learning and development opportunities through the Charity Commission and our legal and audit partners. An annual trustee away day is held which includes elements of training and development.

Trustees serve for a term of three years and may be appointed to serve a further two terms, each of three years. Unless there are exceptional circumstances, Trustees may not serve more than three terms. Trustees are nominated by members subject to approval by the Board on recommendation by the Nomination Committee. Prior to making appointments, the Trustees review their skills audit to try to attract members with the relevant experience and skills to the Board.

Risk Management

The Trustees are responsible for our risk management mitigation systems and reviewing procedures. The material financial and non-financial risks the Charity is exposed to have been identified and an action plan created to ensure any such risks are mitigated. The main areas of risk identified correlate to the pillars of our strategic plan and the associated risk appraisal action plan forms our business plan objectives. The action plan is reviewed quarterly by the Finance, Audit & Risk Committee and Board. This ensures that Trustees are fully up to date with how we are mitigating the key risks to the organisation and whether the risk position is improving or worsening.

Current significant risk areas include the:

- ☰ potential changes in contractual arrangements and associated funding
- ☰ recruitment, retention and training of staff and the level of agency staff used
- ☰ management of voids and the maintaining of high-quality accommodation
- ☰ maintaining a high level of quality services
- ☰ roll out of a range of digital transformation projects

- ☰ ongoing provision of efficient, robust, and sustainable management and central support services

Environmental Policy

We are committed to providing quality services in a manner that ensures a safe and healthy environment for all our service users and employees whilst minimising our potential impact on the wider environment.

We strive to deliver environmentally responsible practices across all aspects of our work and integrate climate conscious decisions that support a sustainable future for all.

We aim to reduce the charity's environmental footprint, promote sustainability within the organisation and to external stakeholders, and ensure our practices align with global environmental goals and standards.

We actively promote energy efficiency, water conservations, recycling, and the reduction of waste in all our activities. We are committed to reducing our carbon footprint and prioritise local sustainable procurement and purchasing.

We provide training and information to the people we support and employees to adopt more environmentally sustainable practices in their daily lives.

Senior Management Remuneration

The Remuneration Committee meets at least annually to review salary and benefit levels of the senior management team. This review includes sector benchmarking, overall remuneration levels in the charity and the skills and experience of the senior management team.

Volunteers

| | 2025 (Hours) | 2024 (Hours) |
|--------------|--------------|--------------|
| Fundraising | 103 | 126 |
| Corporate | 729 | 804 |
| Governance | 619 | 543 |
| TOTAL | 1,450 | 1,473 |

In keeping with recommended practice, below is an estimate of the number of hours that people give to LDN London free of charge. Volunteers provide direct support and assistance in our services, assistance with fundraising activities and attendance and associated work with The Board, Committees and other operational activities. We have not put a value on the many hours of work that our volunteers give us, but if we were to value them at £20.00 per hour, the total would come to £29,000 (2024: £29,450).

Conduit Funds

At 31 March 2025, LDN London held £398,441 on behalf of service users (2024: £641,687). These amounts are excluded from LDN London's Balance Sheet. Further details are provided in note 17.

Statement of Trustees' Responsibilities

The Trustees are responsible for preparing the annual report and the financial statements in accordance with applicable law and regulations.



Company law requires the Trustees to prepare financial statements for each financial year. The Trustees have elected to prepare the financial statements in accordance with United Kingdom Generally Accepted Accounting Practice (United Kingdom Accounting Standards and applicable law). The Trustees must not approve the financial statements unless they are satisfied that they give a true and fair view of the state of affairs of the charitable company and the group and of the result for that year.

In preparing these financial statements, the Trustees are required to:

- ☞ select suitable accounting policies and then apply them consistently;
- ☞ observe the methods and principles in the Charities SORP;
- ☞ make judgments and accounting estimates that are reasonable and prudent;
- ☞ state whether applicable UK accounting standards have been followed, subject to any material departures disclosed and explained in the accounts;
- ☞ prepare the financial statements on the going concern basis unless it is inappropriate to presume that the charitable company will continue in business.

The Trustees are responsible for keeping adequate accounting records which are sufficient to show and explain the charitable company's transactions and disclose with reasonable accuracy at any time the financial position of the charitable company and the group and enable them to ensure that the financial

statements comply with the Companies Act 2006. They are also responsible for safeguarding the assets of the charitable company and the group and hence for taking reasonable steps for the prevention and detection of fraud and other irregularities.

The Trustees are responsible for the maintenance and integrity of the corporate and financial information included on the charity's website. Legislation in the United Kingdom governing the preparation and dissemination of the financial statements and other information included in annual reports may differ from legislation in other jurisdictions.

So far as each of the Trustees is aware at the time the report is approved:

- ☞ there is no relevant audit information of which the charitable company's auditors are unaware; and
- ☞ the Trustees have taken all reasonable steps that they ought to have taken to make themselves aware of any relevant audit information and to establish that the auditors are aware of that information.

In approving this Trustees' Report, the Board are also approving the Strategic Report included here in their capacity as company directors.

By Order of the Board on 16th October 2025

A handwritten signature in black ink that reads "G Machell".

Gabby Machell
Secretary of the Board

Independent Auditor's Report

(Independent Auditor's Report to the members of Learning
Disability Network London Ltd)



Independent Auditor's Report

Opinion

We have audited the financial statements of Learning Disability Network London Limited for the year ended 31 March 2025 which comprise the Statement of Financial Activities, the Balance Sheet, the Cash Flow Statement and notes to the financial statements, including significant accounting policies. The financial reporting framework that has been applied in their preparation is applicable law and United Kingdom Accounting Standards, including Financial Reporting Standard 102 The Financial Reporting Standard applicable in the UK and Republic of Ireland (United Kingdom Generally Accepted Accounting Practice).

In our opinion the financial statements:

- ☞ give a true and fair view of the state of the charitable company's affairs as at 31 March 2025 and of its incoming resources and application of resources, including its income and expenditure for the year then ended;
- ☞ have been properly prepared in accordance with United Kingdom Generally Accepted Accounting Practice; and
- ☞ have been prepared in accordance with the requirements of the Companies Act 2006.

Basis for opinion

We conducted our audit in accordance with International Standards on Auditing (UK) (ISAs (UK)) and applicable law. Our responsibilities under those standards are further described in the Auditor's responsibilities for the audit of the financial statements section of our report. We are independent of the charitable company in accordance with the ethical requirements that are relevant to our audit of the financial statements in the UK, including the FRC's Ethical Standard, and we have fulfilled our other ethical responsibilities in accordance with these requirements. We believe that the audit evidence we have obtained is sufficient and appropriate to provide a basis for our opinion.

Conclusions relating to going concern

In auditing the financial statements, we have concluded that the trustees' use of the going concern

basis of accounting in the preparation of the financial statements is appropriate.

Based on the work we have performed, we have not identified any material uncertainties relating to events or conditions that, individually or collectively, may cast significant doubt on the charitable company's ability to continue as a going concern for a period of at least twelve months from when the financial statements are authorised for issue.

Our responsibilities and the responsibilities of the trustees with respect to going concern are described in the relevant sections of this report.

Other information

The trustees are responsible for the other information contained within the annual report. The other information comprises the information included in the annual report, other than the financial statements and our auditor's report thereon. Our opinion on the financial statements does not cover the other information and, except to the extent otherwise explicitly stated in our report, we do not express any form of assurance conclusion thereon.

Our responsibility is to read the other information and, in doing so, consider whether the other information is materially inconsistent with the financial statements or our knowledge obtained in the audit or otherwise appears to be materially misstated. If we identify such material inconsistencies or apparent material misstatements, we are required to determine whether this gives rise to a material misstatement in the financial statements themselves. If, based on the work we have performed, we conclude that there is a material misstatement of this other information, we are required to report that fact.

We have nothing to report in this regard.

Opinions on other matters prescribed by the Companies Act 2006

In our opinion based on the work undertaken in the course of our audit

- ☞ the information given in the trustees' report, which

includes the directors' report, and the strategic report prepared for the purposes of company law, for the financial year for which the financial statements are prepared is consistent with the financial statements; and

- ☰ the strategic report and the directors' report included within the trustees' report have been prepared in accordance with applicable legal requirements.

Matters on which we are required to report by exception

In light of the knowledge and understanding of the charitable company and its environment obtained in the course of the audit, we have not identified material misstatements in the strategic report or the directors' report included within the trustees' report.

We have nothing to report in respect of the following matters in relation to which the Companies Act 2006 requires us to report to you if, in our opinion:

- ☰ adequate accounting records have not been kept; or
- ☰ the financial statements are not in agreement with the accounting records and returns; or
- ☰ certain disclosures of trustees' remuneration specified by law are not made; or
- ☰ we have not received all the information and explanations we require for our audit.

Responsibilities of trustees

As explained more fully in the trustees' responsibilities statement set out on page 35, the trustees (who are also the directors of the charitable company for the purposes of company law) are responsible for the preparation of the financial statements and for being satisfied that they give a true and fair view, and for such internal control as the trustees determine is necessary to enable the preparation of financial statements that are free from material misstatement, whether due to fraud or error.

In preparing the financial statements, the trustees are responsible for assessing the charitable company's ability to continue as a going concern, disclosing, as

applicable, matters related to going concern and using the going concern basis of accounting unless the trustees either intend to liquidate the charitable company or to cease operations, or have no realistic alternative but to do so.

Auditor's responsibilities for the audit of the financial statements

Our objectives are to obtain reasonable assurance about whether the financial statements as a whole are free from material misstatement, whether due to fraud or error, and to issue an auditor's report that includes our opinion. Reasonable assurance is a high level of assurance, but is not a guarantee that an audit conducted in accordance with ISAs (UK) will always detect a material misstatement when it exists.

Misstatements can arise from fraud or error and are considered material if, individually or in the aggregate, they could reasonably be expected to influence the economic decisions of users taken on the basis of these financial statements.

Irregularities, including fraud, are instances of non-compliance with laws and regulations. We design procedures in line with our responsibilities, outlined above, to detect material misstatements in respect of irregularities, including fraud. The extent to which our procedures are capable of detecting irregularities, including fraud is set out below.

A further description of our responsibilities for the audit of the financial statements is located on the Financial Reporting Council's website at: www.frc.org.uk/auditorsresponsibilities. This description forms part of our auditor's report.

Extent to which the audit was capable of detecting irregularities, including fraud

Irregularities, including fraud, are instances of non-compliance with laws and regulations. We identified and assessed the risks of material misstatement of the financial statements from irregularities, whether due to fraud or error, and discussed these between our audit team members. We then designed and performed audit procedures responsive to those

risks, including obtaining audit evidence sufficient and appropriate to provide a basis for our opinion.

We obtained an understanding of the legal and regulatory frameworks within which the charitable company and group operates, focusing on those laws and regulations that have a direct effect on the determination of material amounts and disclosures in the financial statements. The laws and regulations we considered in this context were the Companies Act 2006, the Charities Act 2011 together with the Charities SORP (FRS 102). We assessed the required compliance with these laws and regulations as part of our audit procedures on the related financial statement items.

In addition, we considered provisions of other laws and regulations that do not have a direct effect on the financial statements but compliance with which might be fundamental to the charitable company's and the group's ability to operate or to avoid a material penalty. We also considered the opportunities and incentives that may exist within the charitable company and the group for fraud. The laws and regulations we considered in this context for the UK operations were Care Quality Commission (CQC) standards, Ofsted framework and standards, General Data Protection Regulation (GDPR), Health and safety and employment legislation.

Auditing standards limit the required audit procedures to identify non-compliance with these laws and regulations to enquiry of the Trustees and other management and inspection of regulatory and legal correspondence, if any.

We identified the greatest risk of material impact on the financial statements from irregularities, including fraud, to be within the timing of recognition of income and the override of controls by management. Our audit procedures to respond to these risks included enquiries of management, data analytics on the posting of journals, detailed testing of income, reviewing accounting estimates for biases, reviewing regulatory correspondence with the Charity Commission, CQC and Ofsted, and reading minutes of meetings of those charged with governance.

Owing to the inherent limitations of an audit, there is an unavoidable risk that we may not have detected some material misstatements in the financial statements, even though we have properly planned and performed our audit in accordance with auditing standards. For example, the further removed non-compliance with laws and regulations (irregularities) is from the events and transactions reflected in the financial statements, the less likely the inherently limited procedures required by auditing standards would identify it. In addition, as with any audit, there remained a higher risk of non-detection of irregularities, as these may involve collusion, forgery, intentional omissions,

misrepresentations, or the override of internal controls. We are not responsible for preventing non-compliance and cannot be expected to detect non-compliance with all laws and regulations.

Use of our report

This report is made solely to the charitable company's members, as a body, in accordance with Chapter 3 of Part 16 of the Companies Act 2006. Our audit work has been undertaken so that we might state to the charitable company's members those matters we are required to state to them in an auditor's report and for no other purpose. To the fullest extent permitted by law, we do not accept or assume responsibility to anyone other than the charitable company and the charitable company's members as a body, for our audit work, for this report, or for the opinions we have formed.

Julia Poulter
Senior Statutory Auditor

For and on behalf of

Crowe U.K. LLP
Statutory Auditor
London

Date:



Touch Sound & Light Control

Programmer

Sound

Volume

Light

Financial Statements

| | |
|-----------------------------------|-----------|
| Financial Statements | 42 |
| Statement of Financial Activities | 44 |
| Group and Charity Balance Sheets | 45 |
| Consolidated Cash Flow Statement | 46 |
| Statement of Accounting Policies | 47 |
| Notes to the Financial Statements | 49 |



Fly
Mirate

FreeCompass
31 MAR 2024

Amrita Ramchandani
A
2024

Statement of Financial Activities

(including the income and expenditure account)

for the year ended 31st March 2025

| | Note | Unrestricted General Funds £ | Unrestricted Designated Funds £ | Restricted Funds £ | Total Funds 2025 £ | Total Funds 2024 £ |
|--|------|---------------------------------------|--|--------------------------|-----------------------------|-----------------------------|
| INCOME FROM | | | | | | |
| Income from donations and legacies: | | | | | | |
| Donations and Legacies | 1 | 15,535 | - | 44,731 | 60,266 | 36,914 |
| Fundraising | 2 | 232 | - | 26,499 | 26,731 | 12,274 |
| Income from charitable activities: | | | | | | |
| Adult Housing & Respite Services | | 20,215,488 | - | 14,450 | 20,229,939 | 18,486,549 |
| Community Services | | 1,221,769 | - | 113,224 | 1,334,993 | 1,406,241 |
| Kids Can Achieve | | 184,837 | - | 468,606 | 653,444 | 651,118 |
| Investments | 3 | 14,096 | 275,062 | 9,005 | 298,163 | 295,277 |
| Income from other trading activities | 4 | 91,846 | - | 4,649 | 96,496 | 73,552 |
| Total income | | 21,743,803 | 275,062 | 681,166 | 22,700,031 | 20,961,925 |
| EXPENDITURE ON | | | | | | |
| Expenditure on raising funds: | | | | | | |
| Income Generation Costs * | 5 | 208,971 | - | - | 208,971 | 205,922 |
| Expenditure on charitable activities: | | | | | | |
| Adult Housing & Respite Services | | 19,669,154 | 193,617 | 14,700 | 19,877,471 | 18,385,524 |
| Community Services | | 1,155,904 | 253,882 | 144,698 | 1,554,484 | 1,557,755 |
| Kids Can Achieve | | 282,812 | 21,763 | 496,632 | 801,207 | 644,516 |
| Total expenditure | | 21,316,840 | 469,262 | 656,031 | 22,442,133 | 20,793,717 |
| Net income / (expenditure) before net gains / (losses) on investments | | 426,963 | (194,200) | 25,135 | 257,898 | 168,208 |
| OTHER GAINS AND LOSSES | | | | | | |
| Net gains / (losses) on investments | 9 | - | (96,180) | (2,204) | (98,383) | 633,456 |
| NET INCOME / (EXPENDITURE) | | 426,963 | (290,380) | 22,932 | 159,515 | 801,664 |
| Transfers between funds | | (276,941) | 377,621 | (100,681) | - | - |
| NET MOVEMENT IN FUNDS | | 150,022 | 87,241 | (77,749) | 159,515 | 801,664 |
| Fund balances brought forward at 1 April 2024 | | 388,712 | 9,956,272 | 361,846 | 10,706,830 | 9,905,166 |
| FUND BALANCES CARRIED FORWARD AT 31 MARCH 2025 | 13 | 538,734 | 10,043,513 | 248,097 | 10,866,344 | 10,706,830 |

There are no recognised gains or losses other than those dealt with in the Statement of Financial Activities.
All operations are continuing during the year.
The notes on pages 49 to 59 form part of these financial statements.


*Income Generation Costs relate to expenditure associated with securing income across the whole organisation.

Group and Charity Balance Sheets

for the year ended 31st March 2025

| | <i>Note</i> | 2025 £ | 2024 £ |
|---|-------------|--------------------|-------------|
| FIXED ASSETS | | | |
| Tangible fixed assets | 8 | 2,043,908 | 2,176,947 |
| Investments | 9 | 8,430,572 | 8,528,955 |
| | | 10,474,479 | 10,705,902 |
| CURRENT ASSETS | | | |
| Debtors | 10 | 1,895,032 | 2,064,324 |
| Cash at bank and in hand | | 1,233,784 | 731,012 |
| | | 3,128,816 | 2,795,336 |
| CREDITORS | | | |
| Amounts due within one year | 11 | (2,590,385) | (2,590,629) |
| NET CURRENT ASSETS / (LIABILITIES) | | 538,431 | 204,707 |
| CREDITORS | | | |
| Amounts falling more than one year | 12 | (146,566) | (203,779) |
| NET ASSETS | | 10,866,344 | 10,706,830 |
| FUNDS | | | |
| Restricted Funds | 13 | 284,097 | 361,846 |
| Unrestricted Designated Funds | 13 | 10,043,513 | 9,956,272 |
| Unrestricted General Funds | 13 | 538,734 | 388,712 |
| | | 10,866,344 | 10,706,830 |

The financial statements on pages 42 to 59 were approved and authorised for issue by the Board on 16 October 2025 signed on its behalf by:



Director:
Lynne Peacock



Director:
Martin Haarmans

Registered Company No 2325273

The notes on pages 49 to 59 form part of these financial statements.

Consolidated Cash Flow Statement

for the year ended 31st March 2025

| | Note | 2025 £ | 2024 £ |
|---|------|------------------|-------------|
| Net movement in funds | | 159,515 | 801,664 |
| CASH FLOWS FROM OPERATING ACTIVITIES | | | |
| Depreciation on tangible fixed assets | 8 | 253,490 | 265,375 |
| Net losses / (gains) on investments | | 98,383 | (633,455) |
| Investment income | 3 | (284,067) | (282,518) |
| Interest received | 3 | (14,096) | (12,758) |
| Interest paid | | 17,014 | 19,894 |
| Decrease / (increase) in debtors | | 169,292 | (698,108) |
| (Decrease) / increase in creditors | | (15,979) | 143,739 |
| Profit on the disposal of tangible fixed assets | | - | (5,430) |
| Net cash provided by / (used in) operating activities | | 224,038 | (1,203,261) |
| CASH FLOWS FROM INVESTING ACTIVITIES | | | |
| Investment income received | | 284,067 | 282,518 |
| Interest received | | 14,096 | 12,758 |
| Interest paid | | (17,014) | (19,894) |
| Payments to repay loan capital | | (41,478) | (29,680) |
| Disposal proceeds from sale of tangible fixed assets | 8 | - | 5,430 |
| Payments to acquire tangible fixed assets | 8 | (120,451) | (41,394) |
| Net cash provided by / (used in) investing activities | | 119,220 | 209,738 |
| CHANGE IN CASH AND CASH EQUIVALENTS IN THE REPORTING PERIOD | | 502,772 | (191,859) |
| Cash and cash equivalents at the beginning of the reporting period | | 731,012 | 922,871 |
| Cash and cash equivalents at the end of the reporting period | | 1,233,783 | 731,012 |

The notes on pages 49 to 59 form part of these financial statements.

Statement of Accounting Policies

Company Information

Learning Disability Network London Limited ('LDN London') is a Public Benefit Entity as defined by Financial Reporting Standard 102. It was incorporated as a company limited by guarantee on 6th December 1988 (Company Number: 2325273) and registered as a charity on 27th February 1989 (Charity Number: 8010 81).

The registered office of LDN London is 16A Croxley Road, London, W9 3HL.

Basis of Preparation

The financial statements are prepared under the historical cost convention as modified to include the revaluation of investments at market value, and in accordance with the Statement of Recommended Practice for Charities (SORP 2019) (Second Edition, effective 1 January 2019), applicable accounting standards (FRS 102) and the requirements of the Companies Act 2006.

LDN London and KCA completed a merger on 31st October 2024. The merger accounting is to present it as if it had always been part of the same reporting charity.

Going Concern

The Trustees have reviewed the forecasts for the 12 months following the date on which these accounts are approved and the key risks that could impact on this expected financial performance. In doing so, scenarios with a significant impact and associated mitigating actions have been considered. On this basis, the Trustees have a reasonable expectation that there are no material uncertainties regarding the charity's ability to continue as a going concern.

LDN London has a clear strategic plan and associated risk appraisal which also gives the Trustees reasonable confidence that the financial position should remain positive over the coming years. This includes actions to mitigate risks and any financial impact on LDN London. The key ambitions for the future highlighted on page 28, the budgets and cashflow forecasts and the level of investment funds also support this position.

Critical Accounting Judgements and Estimates

In the application of the charity's accounting policies, Trustees are required to make judgements, estimates and assumptions about the carrying values of assets and liabilities that are not readily apparent from other sources. The estimates and underlying assumptions are based on historical experience and other factors that are considered to be relevant, including expectations of future events that are believed to be reasonable under the circumstances. Actual results may differ from these estimates.

The estimates and underlying assumptions are reviewed on an ongoing basis. Revisions to accounting estimates are recognised in the period in which estimates are revised if the revision affects only that period, or in the period of the revision and future periods if the revision affects the current and future periods.

The charity recognises accruals in accordance with the accounting policy for creditors and provisions. Where invoices or contracts are not received, the value of the liability is estimated based on the best information available to the charity at the time.

In the view of Trustees, no assumptions concerning the future or estimation uncertainty affecting assets and liabilities at the balance sheet date are likely to result in a material adjustment to their carrying amounts in the next financial year. This includes assumptions and estimates for bad debts, the useful and economic life of assets and the valuation of investments.

Income

All income is recognised once the charity has entitlement to the resources, it is probable the resources will be received, and the monetary value of income can be measured with sufficient reliability. Income is deferred when the charity must fulfil conditions before becoming entitled or when the donor or contracting party has specified the income be expended in a future period. Grants from other agencies amounting to a contract for services are included as income as the charity earns the right to the consideration by delivery of those services.

Government grants are recognised on the performance model, when the charity has complied with any conditions attaching to the grant and the grant will be received.

Donations and Grants

Grants are included in the financial statements on an accruals basis. Donations are included at the time of receipt. Tax recoverable in respect of donations received under covenant or Gift Aid arrangements is included at the time of receipt from HMRC. Monies are only deferred where there is not yet entitlement to funds relating to specific activities.

Expenditure

All expenditure is accounted for on an accruals basis. Liabilities are recognised as resources expended as soon as there is a legal or constructive obligation committing the charity to the expenditure. Indirect support costs are apportioned to expense headings, as set out in Note 6. All other expenses, including costs of generating funds and charitable activities, are allocated to expense headings on a direct cost basis. Investment management costs relate to management fees for listed investments. Governance costs relate to the statutory costs of governing the charity.

Tangible Fixed Assets

Items costing over £1,000 are capitalised as fixed assets or else they are written off as expenditure during the year. Depreciation is provided on all tangible fixed assets, except freehold land, at rates calculated to write off each asset evenly over its expected useful life, as follows:

| | |
|-----------------------|---------------|
| Freeholds Building | 30 - 50 years |
| Building Improvements | 10 years |
| Fixtures and Fittings | 7 years |
| Motor Vehicles | 7 years |
| Computer Equipment | 5 years |

Leasehold improvements are capitalised and depreciated over the lower of the life of the lease or of the useful economic life of the assets. All moveable furniture and fittings are written off as purchased. Assets donated to LDN London, or grants supported are included in tangible fixed assets and the corresponding amount is credited to the Statement of Financial Activities.

Investments

Investments are stated at the market value prevailing at the balance sheet date and the unrealised gain/ (loss) is recognised in the Statement of Financial Activities.

Cash at Bank and in Hand

Cash at bank and cash in hand includes cash and short term highly liquid investments with a short maturity of three months or less from the date of acquisition or opening of the deposit or similar account.

Financial Instruments

The charity only has financial assets and financial liabilities of a kind that qualify as basic financial instruments. Basic financial instruments, including trade and other debtors and creditors are initially recognised at transaction value and subsequently measured at their settlement value.

Creditors and Provisions

Creditors and provisions are recognised where the charity has a present obligation resulting from a past event that will probably result in the transfer of funds to a third party and the amount due to settle the obligation can be measured or estimated reliably.

Funds

LDN London maintains three types of fund:

- ☛ Restricted - Where the purposes for which the funds may be used have been restricted by donors.
- ☛ Unrestricted Designated - Where the funds are unrestricted, but the Trustees have designated them for a specific purpose.
- ☛ Unrestricted General - Where the fund is not restricted as to use.

Pensions

Pension costs for LDN London's money purchase schemes are charged to the Statements of Financial Activities as payable. Pension contributions outstanding are accrued at year end.

Holiday Pay

Annual Holiday Pay leave and other short term employee benefits earned but not utilised in the year are accrued at year end.

Leased Assets

The annual rentals on 'operating leases' are charged to the Statements of Financial Activities on a straightline basis over lease term.

Notes to the Financial Statements

| | 2025 Total | 2024 Total |
|--|----------------|----------------|
| | £ | £ |
| 1. DONATIONS & LEGACIES | | |
| 4C Hotel Group | - | 2,786 |
| Clifford Gundle Philanthropic Trust | 7,500 | - |
| JHB Charitable Trust | 1,000 | 1,000 |
| Legacies | 540 | 1,016 |
| Maida Vale School | - | 7,397 |
| Martin Prozesky | 1,200 | 1,100 |
| Trustee Donations | - | 500 |
| Virgin | - | 1,560 |
| Other | 32,058 | 10,571 |
| Kids Can Achieve | 17,969 | 10,984 |
| Total Donations & Legacies | 60,266 | 36,914 |
| | | |
| | 2025 Total | 2024 Total |
| | £ | £ |
| 2. FUNDRAISING | | |
| Band Night | 1,768 | 667 |
| Challenge Events | 9,533 | 6,297 |
| Christmas Campaign | 2,043 | - |
| Dragon Boat Race | 13,155 | 1,144 |
| Museum of Brands Event | - | 791 |
| Spotlight On Event | 232 | 1,237 |
| Kids Can Achieve | - | 2,138 |
| Total Income from Voluntary Fundraising | 26,731 | 12,274 |
| | | |
| | 2025 Total | 2024 Total |
| | £ | £ |
| 3. INVESTMENTS | | |
| Investment Income | 284,067 | 282,518 |
| Bank Interest | 14,096 | 12,758 |
| Total Income from Investments | 298,163 | 295,277 |
| | | |
| | 2025 Total | 2024 Total |
| | £ | £ |
| 4. INCOME FROM OTHER TRADING ACTIVITIES | | |
| Rental Income | 96,496 | 73,552 |
| Total Other Income | 96,496 | 73,552 |

| | Staff Costs £ | Depreciation £ | Other £ | 2025 Total £ | 2024 Total £ |
|--------------------------------------|-------------------|-------------------|------------------|-------------------|-------------------|
| 5. EXPENDITURE ON | | | | | |
| (a) Analysis of support costs | | | | | |
| <i>Raising funds</i> | | | | | |
| - Income Generation Costs | 208,971 | - | - | 208,971 | 205,922 |
| <i>Charitable activities</i> | | | | | |
| - Adult Housing & Respite Services | 16,603,241 | 193,617 | 3,080,613 | 19,877,471 | 18,385,524 |
| - Community Services | 1,286,086 | 15,778 | 252,620 | 1,554,484 | 1,557,755 |
| - Kids Can Achieve | 577,904 | 44,095 | 179,207 | 801,207 | 644,516 |
| Total expenditure | 18,676,202 | 253,490 | 3,512,440 | 22,442,133 | 20,793,717 |

| | Direct Cost £ | Indirect Cost £ | 2025 Total £ | 2024 Total £ |
|------------------------------------|-------------------|--------------------|-------------------|-------------------|
| <i>Raising funds</i> | | | | |
| - Income Generation Costs | - | 208,971 | 208,971 | 205,922 |
| <i>Charitable activities</i> | | | | |
| - Adult Housing & Respite Services | 16,431,372 | 3,446,099 | 19,877,471 | 18,385,524 |
| - Community Services | 1,327,015 | 227,469 | 1,554,484 | 1,557,755 |
| - Kids Can Achieve | 685,033 | 116,174 | 801,207 | 644,516 |
| Total expenditure | 18,443,420 | 3,998,713 | 22,442,133 | 20,793,717 |

For full 2024 comparatives see note 23

| | 2025 Total £ | 2024 Total £ |
|---|------------------|------------------|
| (b) Analysis of indirect costs | | |
| CEO, Finance & Admin (Staff Costs) | 1,001,964 | 883,345 |
| Building & Property, HR, IT & SMT (Full Costs) and CEO, Finance & Admin (Non-Staff Costs) | 2,931,761 | 2,741,694 |
| Legal Fees & Audit Fees | 64,987 | 53,596 |
| Kids Can Achieve | 0 | 202,992 |
| Total | 3,998,713 | 3,881,627 |

| (c) Basis of indirect costs allocation | |
|--|---|
| Activities | Basis of Allocation |
| CEO & Fundraising / Marketing (Staff Costs) | 25% Fundraising, rest apportioned based on level of income |
| Finance (Staff Costs) | 10% Fundraising rest apportioned based on level of income |
| Building & Property, HR, IT, Service Management & Training (Full Costs) and Fundraising / Marketing, CEO & Finance (Non-Staff Costs) | Apportioned based on level of income |
| Legal Fees & Audit Fees | Apportioned based on level of income |
| Kids Can Achieve | Staff Costs & Management Charges - 25% Fundraising, rest apportioned as direct cost based on level of income from charitable activities |
| | Non-Staff Costs, Legal Fees & Other Fees - Apportioned based on level of income from charitable activities |

(d) Governance costs

Total governance costs for the year ended 31 March 2025 were £159,141 (2024: £151,505).

6. STAFF COSTS COMPRISE

| | 2025 | 2024 |
|-----------------------------------|-------------------|------------|
| | £ | £ |
| Wages and Salaries | 15,132,636 | 13,483,915 |
| National Insurance | 1,525,760 | 1,320,023 |
| Pension & Life Assurance Costs | 388,366 | 336,118 |
| Redundancy & Termination Payments | 5,215 | 28,479 |
| Agency Staff Costs | 1,624,225 | 1,706,767 |
| Total Staff Costs | 18,676,202 | 16,875,302 |

The average weekly number of full time equivalent employees was:

| | 2025 | 2024 |
|----------------------------------|------------|-------|
| | Total | Total |
| | Nos. | Nos. |
| Adult Housing & Respite Services | 361 | 342 |
| Community Services | 36 | 43 |
| Sessional | 115 | 111 |
| Other | 42 | 38 |
| Total LDN London | 554 | 534 |

The average number of employees was:

| | 2025 | 2024 |
|--|------------|------|
| | Nos. | Nos. |
| | 547 | 502 |

The number of employees receiving remuneration between the following bands was:

| | 2025 | 2024 |
|-----------------------|----------|------|
| | Nos. | Nos. |
| £120,000 and £130,000 | 1 | |
| £110,000 and £120,000 | - | 1 |
| £100,000 and £110,000 | - | - |
| £90,000 and £100,000 | 4 | 1 |
| £80,000 and £90,000 | - | 3 |
| £70,000 and £80,000 | - | - |
| £60,000 and £70,000 | - | - |

Pension costs in relation to these 5 employees were £53,084 (2024 - £50,467).

The aggregate cost of key management personnel (Chief Executive and four Directors) in the year ended 2025 was £609,116 (2024: £580,152).

7. NET INCOME / (EXPENDITURE)

| | 2025 | 2024 |
|--|----------------|---------|
| | Total | Total |
| | £ | £ |
| Net income / (expenditure) is stated after charging: | | |
| Depreciation of tangible fixed assets | 253,490 | 265,375 |
| Auditors remuneration - Audit (excluding VAT) | 31,165 | 30,100 |
| Operating lease rentals - Land and Buildings | 84,865 | 149,716 |
| - Plant and Machinery | 33,759 | 69,516 |

8. TANGIBLE FIXED ASSETS

| | Freehold Land and Buildings | Leasehold Buildings | Motor Vehicles | Building Im- provements, Fixtures Fittings and Computers | Total |
|-----------------------------------|--|--------------------------------|---------------------------|---|-------------------------|
| | £ | £ | £ | £ | £ |
| COST | | | | | |
| At 1 April 2024 | 1,795,327 | 111,241 | 74,474 | 2,698,322 | 4,679,364 |
| Additions | - | - | - | 120,451 | 120,451 |
| Disposals* | - | - | (29,279) | (248,435) | (277,714) |
| At 31 March 2025 | 1,795,327 | 111,241 | 45,195 | 2,570,338 | 4,522,101 |
| PROVISION FOR DEPRECIATION | | | | | |
| At 1 April 2024 | 601,398 | 59,004 | 64,863 | 1,777,152 | 2,502,417 |
| Charge for the year | 20,384 | 2,225 | 1,671 | 229,210 | 253,490 |
| Depreciation on disposal * | - | - | (29,279) | (248,435) | (277,714) |
| At 31 March 2025 | 621,782 | 61,228 | 37,256 | 1,757,927 | 2,478,193 |
| NET BOOK VALUE | | | | | |
| At 31 March 2024 | <u>1,193,929</u> | <u>52,237</u> | <u>9,611</u> | <u>921,170</u> | <u>2,176,947</u> |
| At 31 March 2025 | <u>1,173,545</u> | <u>50,013</u> | <u>7,939</u> | <u>812,411</u> | <u>2,043,907</u> |

*Represents assets no longer in use or fully depreciated.

9. FIXED ASSET INVESTMENTS

Investments relate to the amounts which have been set aside by LDN London to fund part of the family services team, an LDN Community Engagement post and delivery costs, a Digital Development post and grants provided by the Alice Gestetner Fund. The funds are placed with discretionary investment managers.

| | 2025 | 2024 |
|---|-------------------------|------------------|
| | £ | £ |
| Market Value at 1 April | 8,528,955 | 7,895,500 |
| Disposal proceeds | - | - |
| Additions at cost | - | - |
| Increase / (Decrease) in cash held in the portfolio | - | - |
| Unrealised & Realised Gains / (Losses) | (98,383) | 633,455 |
| Market Value at 31 March | <u>8,430,572</u> | <u>8,528,955</u> |
| Historical Cost at 31 March | <u>8,237,457</u> | <u>8,237,457</u> |
| Revaluation Reserve | <u>193,115</u> | 291,498 |

Analysis of investments is as follows:

| | | 2025 | 2024 |
|--------------|----------------|-------------------------|------------------|
| | | £ | £ |
| UK | Fixed Interest | 1,287,450 | 1,189,794 |
| | Equities | 966,254 | 1,018,838 |
| | Cash | 172,040 | 240,287 |
| Overseas | Fixed Interest | 887,147 | 809,844 |
| | Equities | 4,207,949 | 4,528,849 |
| Commodities | Commodities | 257,067 | 183,969 |
| Other | Other | 652,664 | 557,374 |
| Total | Total | <u>8,430,572</u> | <u>8,528,955</u> |

10. DEBTORS

| | 2025 | 2024 |
|--------------------------------|------------------|------------------|
| | £ | £ |
| Fees and grants receivable | 1,475,057 | 1,807,894 |
| Other debtors | 8,079 | 14,339 |
| Prepayments and accrued income | 411,897 | 242,091 |
| | 1,895,032 | 2,064,324 |

11. CREDITORS - Amounts falling due within one year:

| | 2025 | 2024 |
|-------------------------------|------------------|------------------|
| | £ | £ |
| Loans | 47,464 | 31,730 |
| Trade creditors | 538,033 | 610,289 |
| Tax and Social Security | 529,070 | 371,619 |
| Accruals and deferred income* | 1,475,817 | 1,576,992 |
| | 2,590,385 | 2,590,630 |

Accruals and deferred income includes a balance of £45,295 (2024: £28,986) that relates to deferred income. The movements on this balance can be reconciled as follows:

| | £ |
|---------------------------------|---------------|
| Opening Balance 1st April 2024 | 28,968 |
| less Income Recognition | (28,968) |
| add Deferred Income | 45,295 |
| Closing Balance 31st March 2025 | <u>45,295</u> |

12. CREDITORS - Amounts falling due after more than one year:

| | 2025 | 2024 |
|--|-----------------|-----------------|
| | £ | £ |
| Loans | 146,566 | 203,779 |
| Analysis of Loans | | |
| Amount repayable within 5 years | 194,031 | 86,950 |
| Amount repayable after 5 years | - | 148,559 |
| | 194,031 | 235,509 |
| included in current liabilities | (47,464) | (31,730) |
| | 146,566 | 203,779 |
| Loan maturity analysis | | |
| In more than one year but not more than two years | 49,868 | 12,153 |
| In more than two year but not more than five years | 96,698 | 43,068 |
| In more than five years | - | 148,559 |
| | 146,566 | 203,779 |

At 31st March 2025 loans totalling £194,031 have been secured by fixed and floating charges over Cedars Hall leasehold property. The net book value of these assets is £251,526 at 31st March 2025. Interest on the loans will be charged at 3% over the Bank of England Base Rate per annum.

13. ANALYSIS OF MOVEMENT OF RESERVES

| | 1-Apr 2024 | Income | Expenditure | Transfers Between Funds / Revaluation | Net Movement | 31-Mar 2025 |
|--------------------------------------|---------------|------------|--------------|--|-----------------|-------------------|
| | £ | £ | £ | £ | £ | £ |
| Unrestricted General Funds | 388,712 | 21,743,803 | (21,316,840) | (276,941) | 150,022 | 538,734 |
| Unrestricted Designated Funds | | | | | | |
| Investment Fund | 7,899,248 | 260,493 | (236,265) | (117,139) | (92,911) | 7,806,337 |
| Other Fixed Assets Fund | 420,291 | - | (196,947) | 151,451 | (45,496) | 374,795 |
| Property Fund | 1,246,166 | - | (22,609) | - | (22,609) | 1,223,557 |
| Small Grants Fund | 390,568 | 14,569 | (1,838) | (16,000) | (3,269) | 387,299 |
| KCA Property Fund | - | - | (11,603) | 263,129 | 251,526 | 251,526 |
| | 9,956,273 | 275,062 | (469,262) | 281,441 | 87,241 | 10,043,514 |
| Restricted Funds | | | | | | |
| Alice Gestetner Fund | 239,139 | 9,005 | (9,005) | (2,204) | (2,204) | 236,936 |
| LDN Hub Fund | 17,951 | 139,004 | (134,793) | - | 4,211 | 22,162 |
| LDN Eats Fund | - | 25,000 | - | - | 25,000 | 25,000 |
| Restricted Donations Fund | - | 15,600 | (15,600) | - | - | - |
| Kids Can Achieve Fund | 104,756 | 492,556 | (496,632) | (100,681) | (104,756) | - |
| | 361,846 | 681,166 | (656,031) | (102,884) | (77,749) | 284,097 |
| Total Funds | 10,706,831 | 22,700,031 | (22,442,133) | (98,383) | 159,515 | 10,866,345 |

For full 2024 comparatives see note 24

Unrestricted Designated Funds

The Investment Fund represents the designated investments held to provide funds to further the charitable aims of the LDN London. The income from this fund is spent directly on service provision.

The Other Fixed Assets Fund represents the net book value of motor vehicles, building improvements, fixtures and fittings and computers owned in full by LDN London, held in designated funds. This fund will be expended at the end of the depreciation periods.

The Property Fund represents the net book value of two freehold and two leasehold buildings owned by LDN London, held in designated funds. This fund will be expended at the end of the depreciation period.

The Small Grants Fund represents investments held to provide grants, normally up to £400, to people with learning disabilities and their families and carers to assist with the purchase of items such as holidays, beds, bedding and other household goods. The income from this fund is spent directly on these grants.

The KCA Property Fund represents the net book value of the building improvements at Cedras Hall less the balance of the loan secured to carry out the refurbishments, held in designated funds. This fund will be expended at the end of the depreciation periods.

Restricted Funds

The Alice Gestetner Fund provides grants, normally up to £400, to people with learning disabilities and their families and carers to assist with the purchase of items such as furniture, white goods, clothes and toys, and where possible to help finance a holiday. The income from this fund is spent directly on these grants.

The LDN Hub Fund represents various donations and funds raised towards the activities and sessions at the LDN Community Engagement Hub. It is expected that this fund (£22,162) will be used over the next year but it is expected that new funds will be raised for future years during 2025/26.

The LDN Eats Fund represents a donation raised towards the employment of a permanent qualified chef to lead our events catering enterprise. This project will offer training, work experience and employment to people with learning disabilities in catering and hospitality. It is expected that this fund (£25,000) will be used over the next year but it is expected that new funds will be raised for future years during 2025/26.

The Restricted Donations Fund represents a number of donations that were received where donors specified what the funds

should be spent on. This fund has been fully expended but it is expected that new funds will be received during 2025/26.

The Kids Can Achieve Fund represents the full income and expenditure of KCA between April 2024 and October 2024 (pre merger) and grants and donations that were received between November 2024 and April 2025 (post merger) where the grant making body or donor specified what the funds should be spent on. This fund has been fully expended, but it is expected that new funds will be received during 2025/26. The £100,681 transfer represents the value of the funds and assets transferred from KCA following the merger.

Transfers Between Funds / Revaluation

Transfers and revaluations in the Unrestricted Designated Funds and Restricted Funds relate to capital expenditure, net gains and losses on our investments and the transfer of funds and assets from KCA following the merger.

14. ANALYSIS OF NET ASSETS BETWEEN FUNDS

| Funds at 31 March 2025 are represented by: | Unrestricted General Funds £ | Unrestricted Designated Funds £ | Restricted Funds £ | 2025 Total Funds £ | 2024 Total Funds £ |
|---|---------------------------------------|--|--------------------------|-----------------------------------|--------------------------|
| Tangible fixed assets | - | 2,043,907 | - | 2,043,907 | 2,176,947 |
| Investments | - | 8,193,636 | 236,936 | 8,430,572 | 8,528,955 |
| Net current assets / (liabilities) | 538,734 | (194,030) | 193,728 | 538,432 | 204,707 |
| Long term liabilities | - | - | (146,566) | (146,566) | (203,779) |
| Total Net Assets | 538,734 | 10,043,513 | 284,097 | 10,866,344 | 10,706,829 |
| Tangible fixed assets 2024 | - | 1,666,456 | 510,491 | | 2,176,947 |
| Investments 2024 | - | 8,289,816 | 239,139 | | 8,528,955 |
| Net current assets / (liabilities) 2024 | 388,712 | - | (184,005) | | 204,707 |
| Long term liabilities 2024 | - | - | (203,779) | | (203,779) |
| Total Net Assets 2024 | 388,712 | 9,956,272 | 361,846 | | 10,706,830 |

15. CONDUIT FUNDS

LDN London act as appointee for a number of people who use our services and as part of that role we have opened individual bank accounts in which we hold funds on their behalf. At 31st March 2025 we had 32 separate accounts holding a total of £398,441 of funds which are not included in the balance sheet of the LDN London.

| | £ |
|----------------------------------|-----------|
| Opening balance at 01/04/24 | 641,687 |
| Amounts received on their behalf | 509,493 |
| Amounts expended on their behalf | (752,739) |
| Closing balance at 31/03/25 | 398,441 |

16. TAXATION

LDN London is a registered charity and therefore is not liable to income tax or corporation tax on income derived from its charitable activities. All of its income falls within the various exemptions available to registered charities.

17. PENSIONS

LDN London has a defined contribution pension scheme administered The Pension Trust. The scheme is open to new members in which up to 10% matched contributions are made, as long as they are permanent employees of LDN London. At the year end £100,242 of contributions were outstanding (2024 : £69,907).

The scheme is in deficit and LDN London has agreed to a deficit funding arrangement. The amount recognised is the net present value of the deficit reduction contributions payable under the agreement that relates to the deficit. The present value is calculated using the discount rate detailed in these disclosures.

At 31st March 2025, the pension deficit liability was £12,937 (2024 : £5,513).

18. TRUSTEES' INTERESTS

No Trustee has received any remuneration for the year ended 2025 (2024 : Nil). Trustees received no reimbursed expenses during the year (2024 : Nil).

19. OPERATING LEASE COMMITMENTS

Total amounts payable in respect of operating leases are as follows:

| | less than 1 year £ | 1 to 5 years £ | over 5 years £ | 31-Mar 2025 £ | 31-Mar 2024 £ |
|---------------------|--------------------------|----------------------|----------------------|---------------------|---------------------|
| Land and Buildings | 96,308 | 168,000 | 462,000 | 726,308 | 42,159 |
| Plant and Machinery | 40,135 | 95,484 | 510 | 136,129 | 125,299 |

Lease payments recognised as an expense in the year ended 31 March 2025 was £84,865 (2023: £202,557)

20. RELATED PARTIES

There were no related party transactions during the year (2024: Nil).

21. MEMBERSHIP

LDN London is incorporated as a company limited by a guarantee and does not have share capital.

The members of the LDN London are the serving Trustees. The members' liability is limited; each member of LDN London agrees to contribute up to £1 to the assets of LDN London in the event of it being wound up. At 31st March 2025 there were 12 members (2024: 13 members).

22. FUNDRAISING

LDN London has a small team, which organises fundraising events, and employs a manager, who oversees grant and trust applications as well as corporate support and funding. We have a charter in which we commit to high standards of raising funds. All who are kind enough to support us can be reassured that we do not use intrusive fundraising practices and we value every penny provided to us to fulfil our ambitions for learning disabled Londoners. The full Charter is published on the website. No complaints have been received in respect of fundraising.



23. COMPARATIVE STATEMENT OF FINANCIAL ACTIVITIES AND INCOME AND EXPENDITURE ACCOUNT (2024)

| | Unrestricted General Funds | Unrestricted Designated Funds | Restricted Funds | Total Funds 2024 | <i>Total Funds 2025</i> |
|--|---|--|-----------------------------|---------------------------------|---------------------------------|
| | £ | £ | £ | £ | £ |
| INCOME FROM | | | | | |
| Income from donations and legacies: | | | | | |
| Donations and Legacies | 18,172 | - | 18,742 | 36,914 | 60,266 |
| Fundraising | 2,695 | - | 9,579 | 12,274 | 26,731 |
| Income from charitable activities: | | | | | |
| Adult Housing & Respite Services | 18,446,761 | - | 39,788 | 18,486,549 | 20,229,939 |
| Community Services | 1,360,861 | - | 45,380 | 1,406,241 | 1,334,993 |
| Kids Can Achieve | - | - | 651,118 | 651,118 | 653,444 |
| Investments | 12,759 | 273,777 | 8,741 | 295,277 | 298,163 |
| Income from other trading activities | 69,567 | - | 3,985 | 73,552 | 96,496 |
| Total income (2024) | 19,910,815 | 273,777 | 777,333 | 20,961,925 | 22,700,031 |
| <i>Total income (2025)</i> | <i>21,743,803</i> | <i>275,062</i> | <i>681,166</i> | <i>22,700,031</i> | |
| EXPENDITURE ON | | | | | |
| Expenditure on raising funds: | | | | | |
| Income Generation Costs * | 189,878 | - | 16,044 | 205,922 | 208,971 |
| Expenditure on charitable activities: | | | | | |
| Adult Housing & Respite Services | 18,080,873 | 262,603 | 42,048 | 18,385,524 | 19,877,471 |
| Community Services | 1,283,052 | 200,813 | 73,890 | 1,557,755 | 1,554,484 |
| Kids Can Achieve | - | - | 644,516 | 644,516 | 801,207 |
| Total expenditure (2024) | 19,553,803 | 463,416 | 776,498 | 20,793,717 | 22,442,133 |
| <i>Total expenditure (2025)</i> | <i>21,316,840</i> | <i>469,262</i> | <i>656,031</i> | <i>22,442,133</i> | |
| Net (expenditure) before net gains / (losses) on investments (2024) | 357,012 | (189,639) | 835 | 168,208 | 257,898 |
| <i>Net (expenditure) before net gains / (losses) on investments (2025)</i> | <i>426,963</i> | <i>(194,200)</i> | <i>25,135</i> | <i>257,898</i> | |
| OTHER GAINS AND LOSSES | | | | | |
| Net gains / (losses) on investments | - | 620,928 | 12,528 | 633,456 | (98,383) |
| NET INCOME / (EXPENDITURE) | 357,012 | 431,289 | 13,363 | 801,664 | 159,515 |
| Transfers between funds | (57,727) | 59,916 | (2,189) | - | - |
| NET MOVEMENT IN FUNDS | 299,285 | 491,205 | 11,174 | 801,664 | 159,515 |

24. COMPARATIVE ANALYSIS OF SUPPORT COSTS (2024)

| | Staff Costs £ | Depreciation £ | Other £ | 2024 Total £ | 2025 Total £ |
|------------------------------------|-------------------|-------------------|------------------|--------------------|--------------------|
| EXPENDITURE ON | | | | | |
| Analysis of support costs | | | | | |
| <i>Raising funds</i> | | | | | |
| - Income Generation Costs | 205,922 | - | - | 205,922 | 208,971 |
| <i>Charitable activities</i> | | | | | |
| - Adult Housing & Respite Services | 14,952,175 | 208,072 | 3,225,277 | 18,385,524 | 19,877,471 |
| - Community Services | 1,291,622 | 19,824 | 246,309 | 1,557,755 | 1,554,484 |
| - Kids Can Achieve | 425,583 | 37,479 | 181,454 | 644,516 | 801,207 |
| Total expenditure (2024) | 16,875,302 | 265,375 | 3,653,040 | 20,793,717 | 22,442,133 |
| <i>Total expenditure (2025)</i> | <i>18,676,202</i> | <i>253,490</i> | <i>3,512,440</i> | <i>22,442,133</i> | |

| | Direct Cost £ | Indirect Cost £ | 2024 Total £ | 2025 Total £ |
|------------------------------------|-------------------|--------------------|--------------------|--------------------|
| <i>Raising funds</i> | | | | |
| - Income Generation Costs | - | 205,922 | 205,922 | 208,971 |
| <i>Charitable activities</i> | | | | |
| - Adult Housing & Respite Services | 15,141,417 | 3,244,107 | 18,385,524 | 19,877,471 |
| - Community Services | 1,313,105 | 244,650 | 1,557,755 | 1,554,484 |
| - Kids Can Achieve | 457,568 | 186,948 | 644,516 | 801,207 |
| Total expenditure 2024 | 16,912,090 | 3,881,627 | 20,793,717 | 22,442,133 |
| <i>Total expenditure (2025)</i> | <i>18,443,420</i> | <i>3,998,713</i> | <i>22,442,133</i> | |

25. COMPARATIVE ANALYSIS OF MOVEMENT OF RESERVES (2024)

| | 1-Apr 2024 £ | Income £ | Expenditure £ | Transfers Between Funds / Revaluation £ | Net Movement £ | 31-Mar 2024 £ | 31-Mar 2025 £ |
|--------------------------------------|--------------------|-------------------|---------------------|---|----------------------|---------------------|---------------------|
| Unrestricted General Funds | 89,427 | 19,910,815 | (19,553,803) | (57,727) | 299,285 | 388,712 | 538,734 |
| Unrestricted Designated Funds | | | | | | | |
| Investment Fund | 7,298,650 | 259,595 | (235,520) | 576,523 | 600,598 | 7,899,248 | 7,806,337 |
| Other Fixed Assets Fund | 527,404 | - | (205,287) | 98,173 | (107,114) | 420,290 | 374,795 |
| Property Fund | 1,268,775 | - | (22,609) | - | (22,609) | 1,246,166 | 1,223,557 |
| Small Grants Fund | 370,238 | 14,182 | - | 6,147 | 20,330 | 390,568 | 387,299 |
| KCA Property Fund | - | - | - | - | - | - | 251,526 |
| | 9,465,067 | 273,777 | (463,416) | 680,843 | 491,205 | 9,956,272 | 10,043,514 |
| Restricted Funds | | | | | | | |
| Alice Gestetner Fund | 226,611 | 8,741 | (6,552) | 10,339 | 12,528 | 239,139 | 236,936 |
| LDN Hub Fund | 26,970 | 55,292 | (64,311) | - | (9,019) | 17,951 | 22,162 |
| Restricted Donations Fund | - | 45,075 | (45,075) | - | - | - | - |
| Kids Can Achieve | 97,091 | 668,225 | (660,560) | - | 7,665 | 104,756 | - |
| | 350,672 | 777,333 | (776,498) | 10,339 | 11,174 | 361,846 | 259,097 |
| Total Funds 2024 | 9,905,166 | 20,961,925 | (20,793,717) | 633,455 | 801,663 | 10,706,830 | 10,841,345 |
| <i>Total Funds 2025</i> | <i>10,706,831</i> | <i>22,700,031</i> | <i>(22,442,133)</i> | <i>(98,383)</i> | <i>159,515</i> | 10,866,345 | |

26. SUBSIDIARY CHARITY

for the period ended 31st October 2024

LDN London was sole member of Kids Can Achieve Limited (Charity Number: 1096796, Company Number: 4606116) until 31st October 2025, when the 2 companies merged. Kids Can Achieve was a charitable company registered in England and Wales.

It's financial performance and balance sheet for the 1st April - 31st October period is summarised as follows:

| | 2025 | 2024 |
|---------------------------------|------------------|------------------|
| | £ | £ |
| Income / (Expenditure): | | |
| Income | 420,839 | 668,225 |
| Expenditure | (424,915) | (660,560) |
| Net income (expenditure) | (4,075) | 7,665 |
| | | |
| Net assets consist of: | | |
| Fixed assets | 507,803 | 510,491 |
| Current assets | 180,879 | 185,617 |
| Current liabilities | (421,952) | (387,573) |
| Long term liabilities | (166,050) | (203,779) |
| Total net assets | 100,681 | 104,756 |
| | | |
| Reserves: | | |
| Unrestricted General Funds | 93,474 | 119,723 |
| Unrestricted Designated Funds | 7,206 | (17,318) |
| Restricted Funds | - | 2,351 |
| Total Funds | 100,681 | 104,756 |



Learning Disability Network London

16a Croxley Road
W9 3HL
London

020 8968 7376
hello@ldnlondon.org

Charity number: 801081
www.ldnlondon.org

